

**QUICK
SPECS****PLASMA TABLE SIZES**

4' X 8' 6' X 22'
5' X 10' 8' X 12'
5' X 22' 8' X 22'
6' X 12'

MATERIAL TYPES

ALUMINUM
STAINLESS STEEL
MILD STEEL

CAPABILITIES

PLASMA CUTTING
OXY-FUEL CUTTING
BEVELING OPTIONS
MARKING SOLUTIONS

ADVANCED MACHINE SOFTWARE

3D GRAPHICAL INTERFACE
ADVANCED NESTING FEATURES
INTERACTIVE NESTING VIEW
MACHINE INTEGRATION
PART DEVELOPMENT
BUILT-IN PART LIBRARY

MAKE YOUR MOVE

THE X-CUT NEXUS PLASMA SYSTEM IS A HIGH-QUALITY AND AFFORDABLE SOLUTION DESIGNED SPECIFICALLY FOR MEDIUM AND HEAVY INDUSTRIAL SETTINGS.

Base Frame

- HEAVY DUTY STEEL FRAME CONSTRUCTION
- FULLY WELDED MAIN SUPPORT FRAME
- POWDER-COATED EXTERIOR COVERS
- IGUS TRACK ON X AND Y AXES
- ADJUSTABLE LEVELING FEET

Robust Enclosure

- CUSTOM CONTROLLER ENCLOSURES PROVEN TO HANDLE HARSH SHOP ENVIRONMENTS
- EMERGENCY STOP BUTTON
- JOYSTICK FOR MANUAL JOGGING
- WIFI CAPABILITIES
- USB PORTS FOR FILE TRANSFER

Filtration

- WATER TABLE (INCLUDED)
- DOWNDRAFT CAPABLE

Gantry

- RIGID ANODIZED ALUMINUM EXTRUSION
- DUAL SIDE DRIVE
- 20MM LINEAR GUIDES ON ALL AXES
- OUTWARD FACING GEAR RACK

Overview

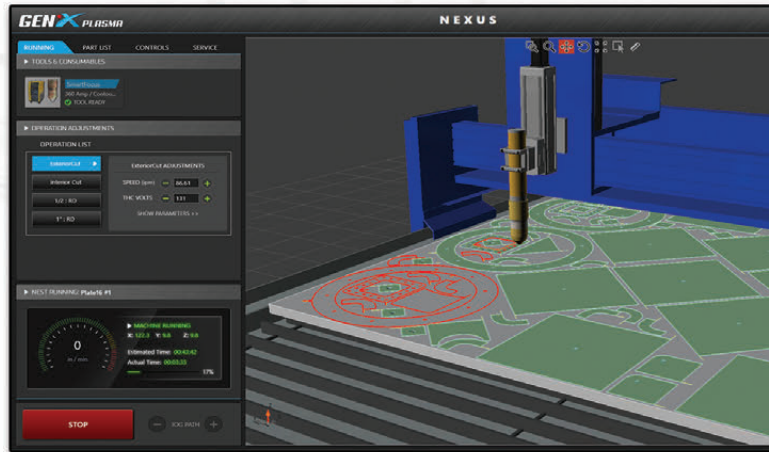
THE USER FRIENDLY INTERFACE AND POWERFUL CONTROL SYSTEM ENABLE PRECISE CUTTING AND INTRICATE DESIGNS, OPTIMIZING PRODUCTIVITY. WITH ITS COMBINATION OF RELIABILITY, AFFORDABILITY, USER FRIENDLINESS, AND ADVANCE FEATURES. THE INDUSTRIAL PLASMA TABLE PACKAGE IS THE PERFECT CHOICE FOR INDUSTRIAL BUSINESSES LOOKING TO STREAMLINE OPERATIONS AND ACHIEVE SUPERIOR CUTTING RESULTS.



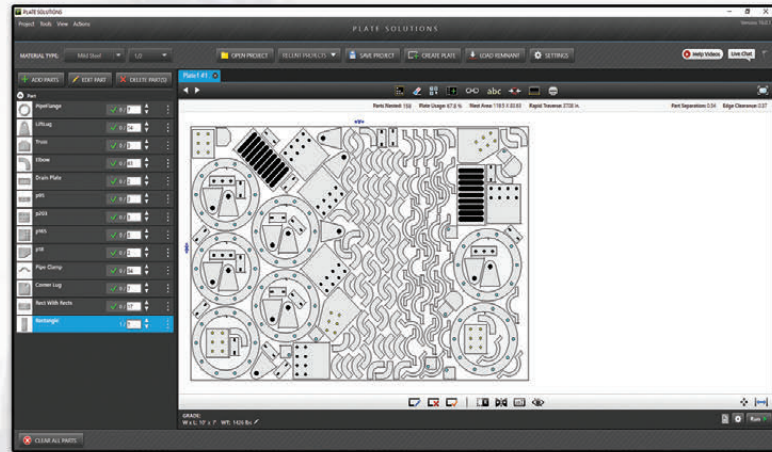
NEXUS HD PLASMA SYSTEM



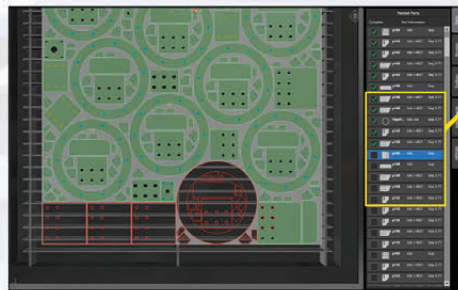
3D GRAPHICAL INTERFACE



ADVANCED NESTING FEATURES

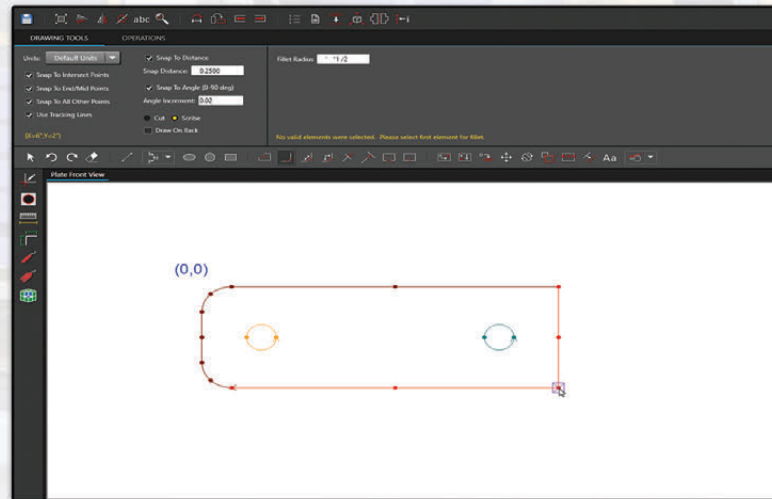


INTERACTIVE NESTING VIEW

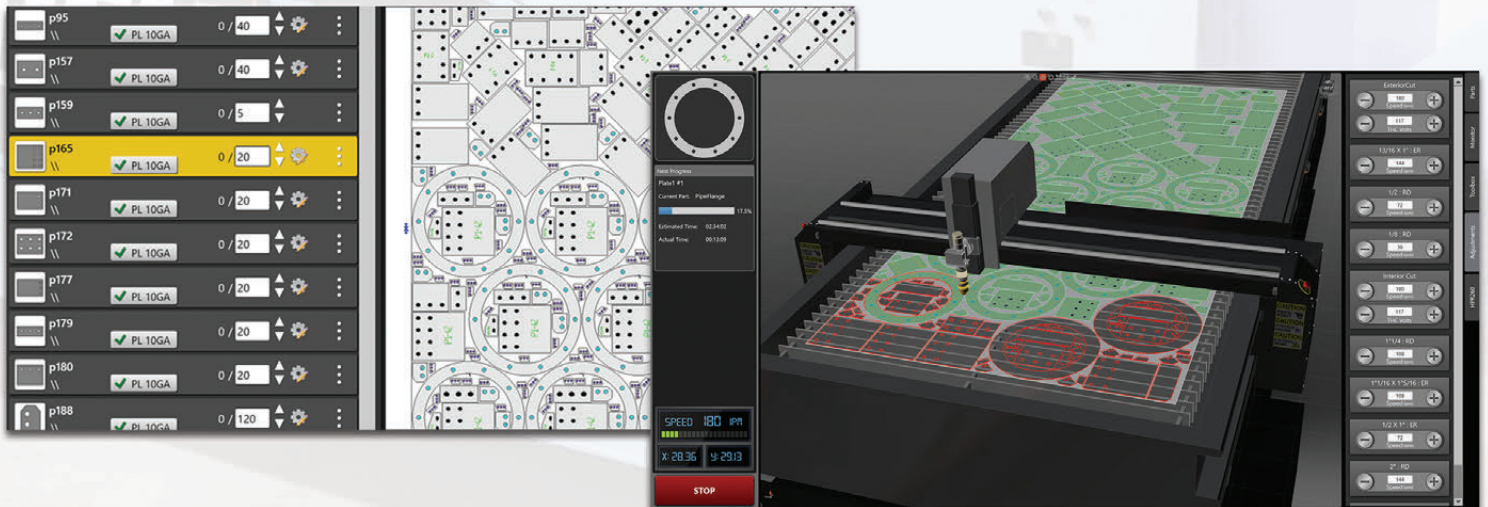


✓	p168	Job: J-4621	Seq: S-71
✓	p168	Job: J-4621	Seq: S-71
✓	PipeFl...	Job: J-4621	Seq: S-71
✓	p142	Job: J-4621	Seq: S-71
✓	p168	Job: J-4621	Seq: S-71
✓	p165	Job: J-4621	Seq: S-71
✓	p188	Job: J-4621	Seq: S-71
✓	p168	Job: J-4621	Seq: S-71
✓	p168	Job: J-4621	Seq: S-71
✓	p142	Job: J-4621	Seq: S-71

PART DEVELOPMENT



NESTING MACHINE INTEGRATION



MACHINE CONTROLLER COMPARISON

✓ = included + = optional upgrade

	Nexus Controller	Insight Controller
Plate Solutions Nesting Software (Two Seats)	✓	
Steel Solutions Nesting Software (Two Seats)	+	✓
Built-In Cut Parameters	✓	✓
Real-Time Interactive 3d Model	✓	✓
Run-Time Operation Adjustments	✓	✓
Cut Path Jogging	✓	✓
New Lead-In Generate During Run Time	✓	✓
Saved Locations / Home Points	✓	✓
Remnant Tracing	✓	✓
Skeleton Cut Up	✓	✓
Trial Mode for Nest Run	✓	✓
Built-In Customizable Part Library	✓	✓
Consumable Life Tracking	✓	✓
Interactive Run Time Part List	✓	✓
Nest Recovery Wizard	✓	✓
Monitoring and Diagnostics	✓	✓
Sight Laser	✓	✓
Manual Plate Skewing	✓	✓
Advanced Measuring Laser		✓
Automatic Plate Skewing		✓
Advanced Diagnostics w/ THC Graphing		✓
Preventative Maintenance Alerts		✓
Dual Monitor Controller	+	+
Machine Camera	+	+
Wireless Remote Options	+	+
Straight Line Bevel Cutting	+	+

MACHINE CONTROLLER COMPARISON CONTINUED

✓ = included + = optional upgrade

	Nexus Controller	Insight Controller
Advanced Contour Bevel Cutting		+
Basic Pipe Processing	+	+
Advanced Pipe Processing		+
Advanced Dome Processing		+
Dual Plasma Options		+
Auto-Drill (Pneumatic)	+	+
2hp Drill	+	+
20-30hp Drill		+
Automatic Tool Changer		+
Single-Dot Ink Marking	+	+
Multi-Dot Ink Marking		+
Dot-Peen	+	+
Pen Trace Tool	+	+
Pneumatic Scriber	+	+
Multi Gas-Torch Cutting	+	+
Dust Collection Integration w/ Zoning	+	+
Downdraft w/ Conveyor		+
Safety Curtain		+
Multi Torch Auto-Spacing		+

PLASMA OPTIONS

✓ = included + = optional upgrade

Nexus Controller

Insight Controller

HYPERTHERM PLASMA OPTIONS

PowerMax	+	+
PowerMax Sync	+	+
XPR170	+	+
XPR300	+	+
XPR460		+
HPR Plasmas	+	+

KJELLBERG PLASMA OPTIONS

Kjellberg SmartFocus	+	+
Kjellberg Q		+

LINCOLN PLASMA OPTIONS

FineLine	+	+
FlexCut	+	+

LINCOLN
ELECTRIC



FINELINE
HIGH DEFINITION
PLASMA



FLEXCUT
SERIES
80 & 125

Hypertherm



POWERMIX 125
&
105 SYNC



XPR SERIES
170, 300, & 460



MAXPRO 200

Kjellberg
FINSTERWALDE



SMART FOCUS
SERIES



Q-SERIES

OPTIONAL ADD-ONS

DESCRIPTION	
EXPANDED METAL PARTS CATCHER	
BEVEL ATTACHMENT	
PIPE CUTTING ATTACHMENT W/ SOFTWARE UPGRADE MAX 8" DIAMETER / LENGTH OF TABLE	
OXY-FUEL ATTACHMENT (1 TORCH)	
HYPERTHERM/KJELLBERG SPARE PARTS KIT	
KCI TABLE RUST INHIBITOR PLASMA GREEN 1050 (5 GALLON PAIL)	
AIR BLADDER (FOR WATER TABLE)	
PEN MARKING TOOL	
INDUSTRIAL GRADE CAMERA	
BLUETOOTH XBOX CONTROLLER FOR JOGGING	